

**Govt. Home Science College**  
**Sector-10, Chandigarh (U.T.)**



**A Report on Student Satisfaction Survey Session: 2021-2022**



## CONTENTS

Sr. No.	Title	Page no.
1	Introduction	3
2	Student Satisfaction Survey (SSS) on Overall Institutional Performance (Questions and responses received)	4-23
3	Observations and Action taken on the basis of students' observations regarding teaching - learning of students	24-26
4	Sample Questionnaire	Annexure

## Introduction

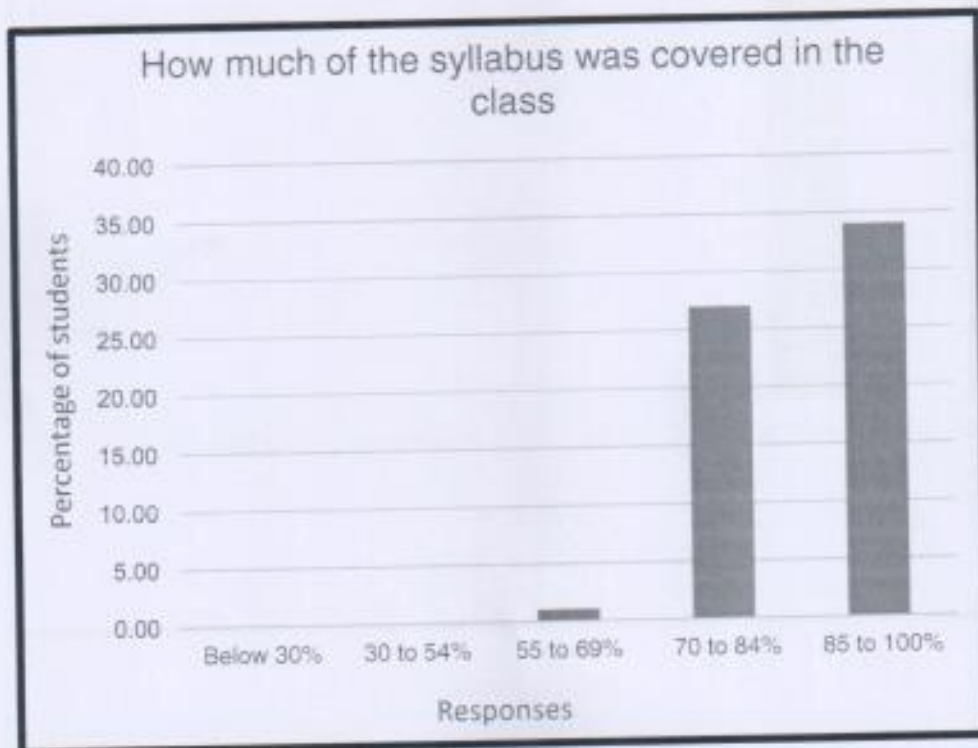
Student Satisfaction Survey (SSS) resulting from evaluation of student's experience based on the facilities and support they receive in the college is very important. It is a valid and reliable tool to understand the key areas for future developments. Thus, it allows understanding the resources for areas that require greater attentions. Thus, it is a direct and useful indicator of the effectiveness of teaching-learning in the institution. The college encourages the students to take active participation in SSS.

Since students are the key stakeholders of feedback process of any educational institution, therefore, their satisfaction survey was also conducted for the session 2021-22 i.e. 522 students. Out of these, 65 students i.e. 12.45 % of the total strength responded with their feedbacks and gave their suggestions regarding teaching learning process, infrastructure and other parameters for the college and hostel. Their responses regarding the same were analysed and are listed in the report. The necessary actions were taken by the college. The questionnaire is attached in annexure to this report.

# STUDENT SATISFACTION SURVEY 2022

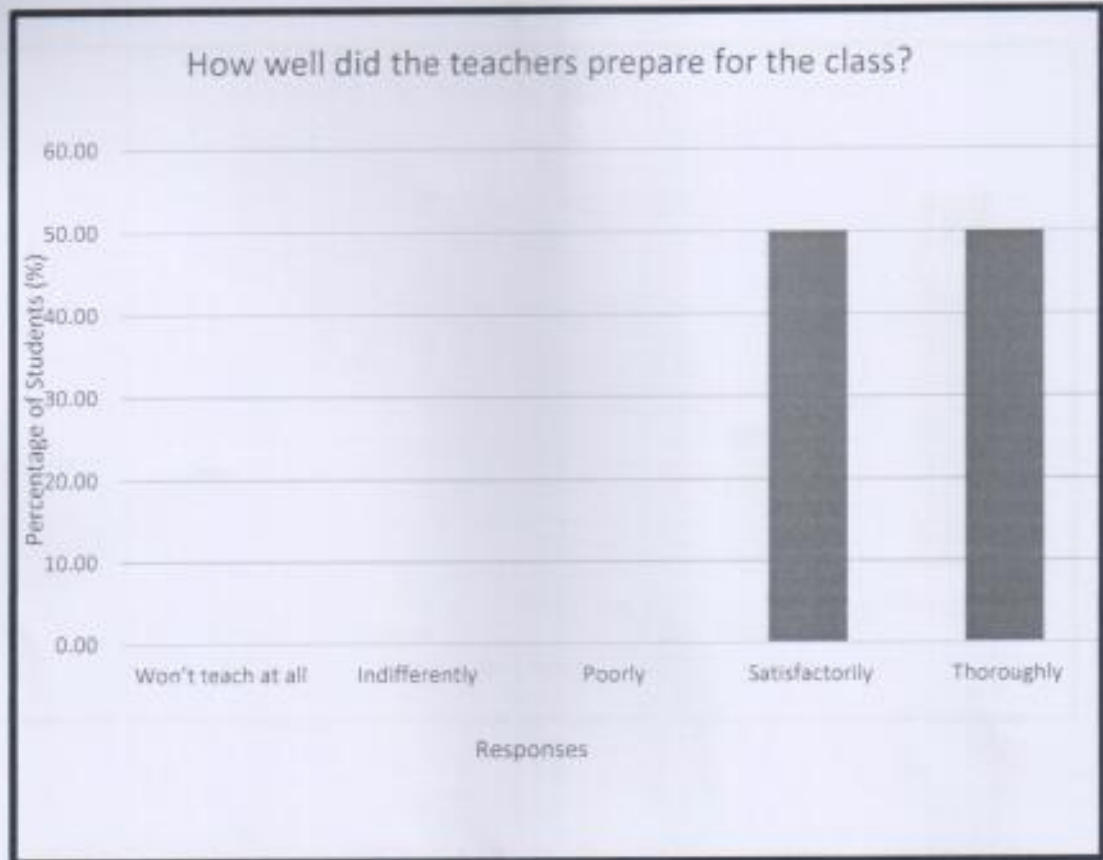
The analysis of Student Satisfaction Survey 2022 is presented below:

## 1. How much of the syllabus was covered in the class?



Majority of the students reported that 85% to 100% syllabus is covered in the class.

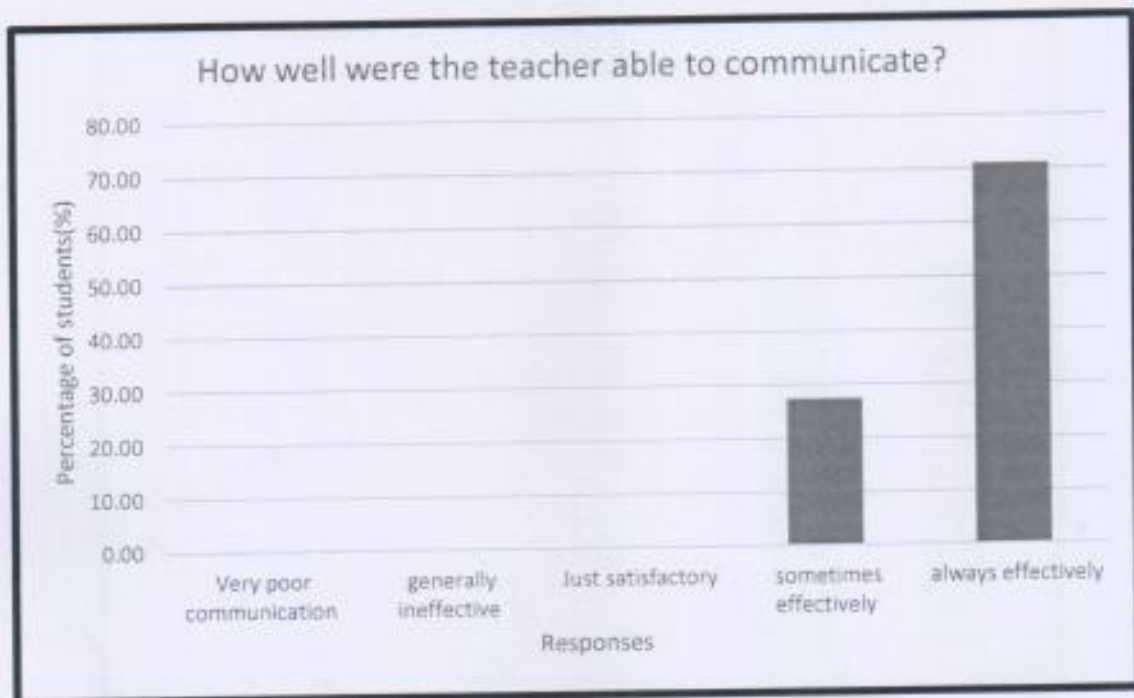
## 2. How well did the teachers prepare for the class



**Equal number of students informed that teachers were satisfactorily and thoroughly prepared for the class**

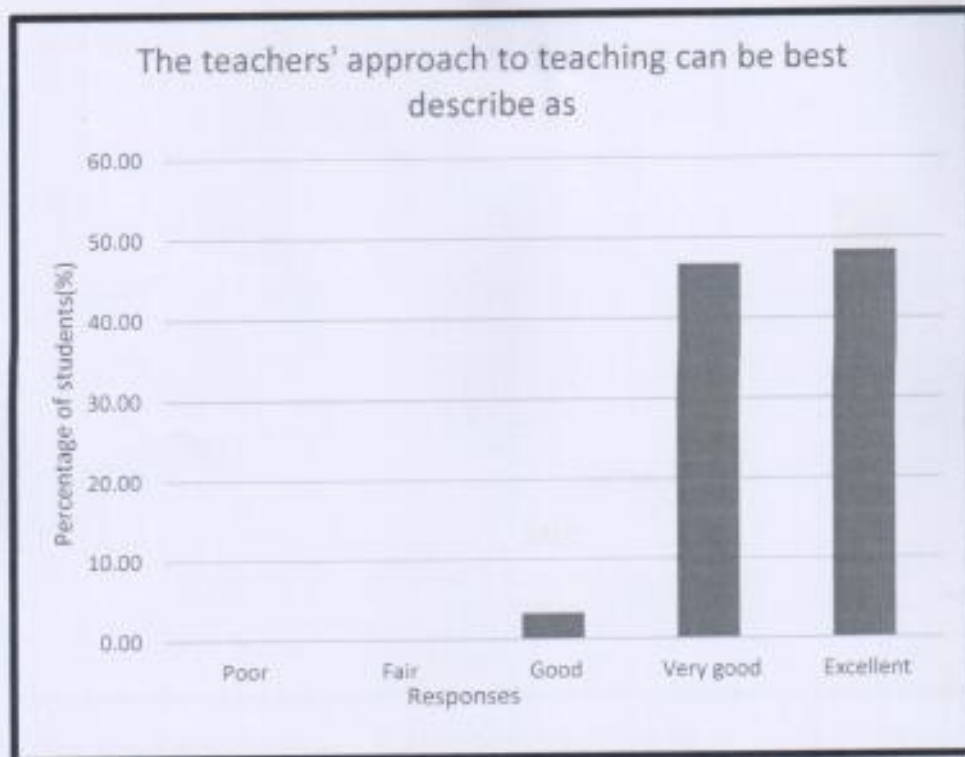


### 3. How well was the teacher able to communicate?



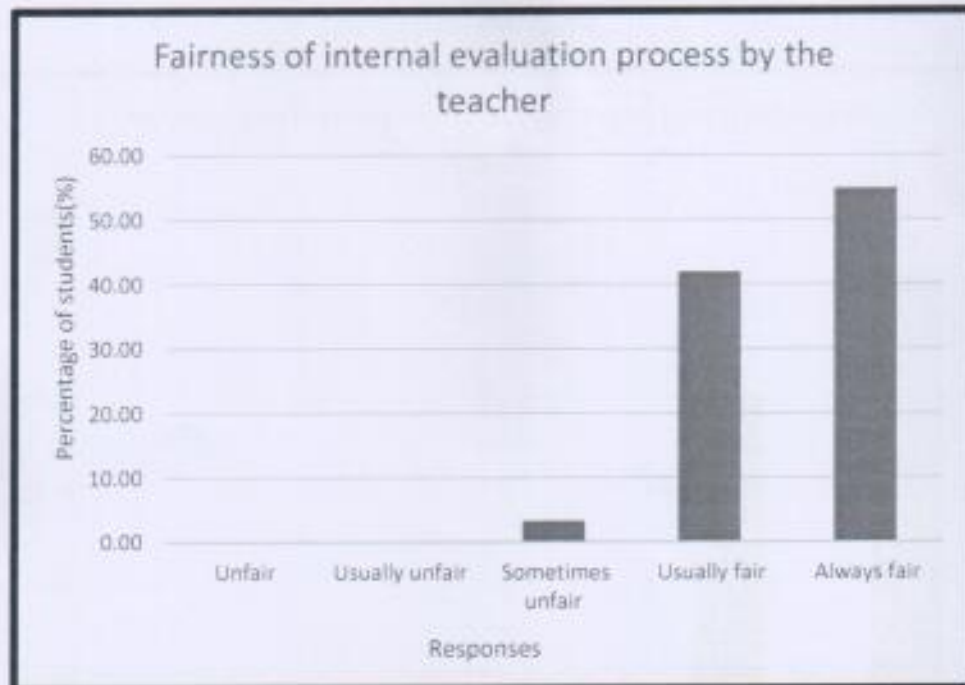
**Majority of the students reported that teachers were always able to communicate very effectively in class.**

4. The teachers' approach to teaching can be best describe as



**Majority of the students described teachers' approach to teaching as 'Excellent'.**

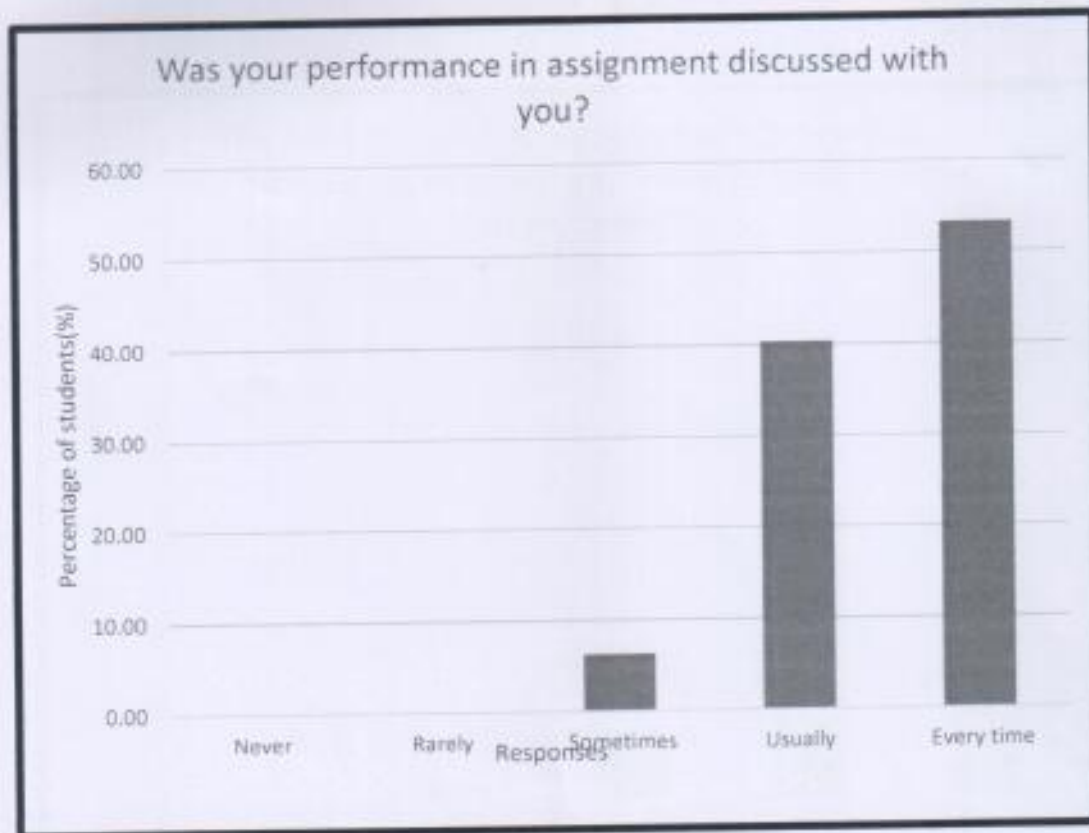
## 5. Fairness of internal evaluation process by the teacher



**Majority of the students described teachers' fairness of internal evaluation as 'Always fair'.**

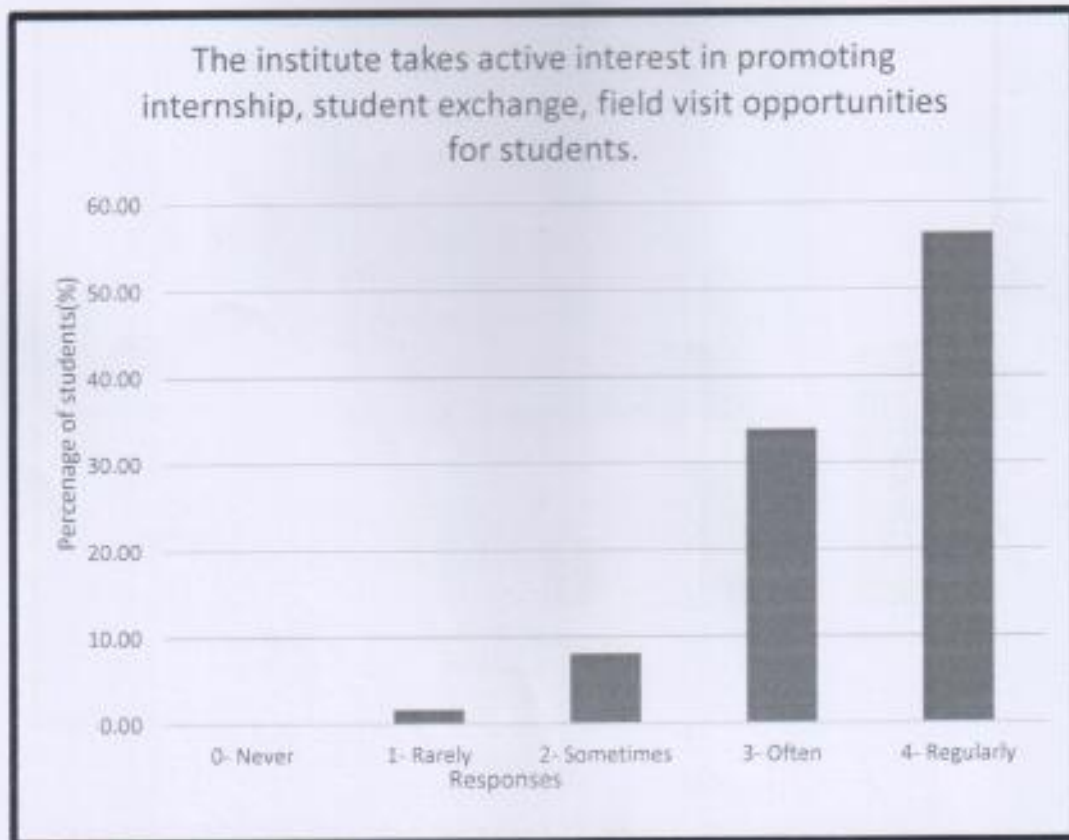


**6. Was your performance in assignment discussed with you?**



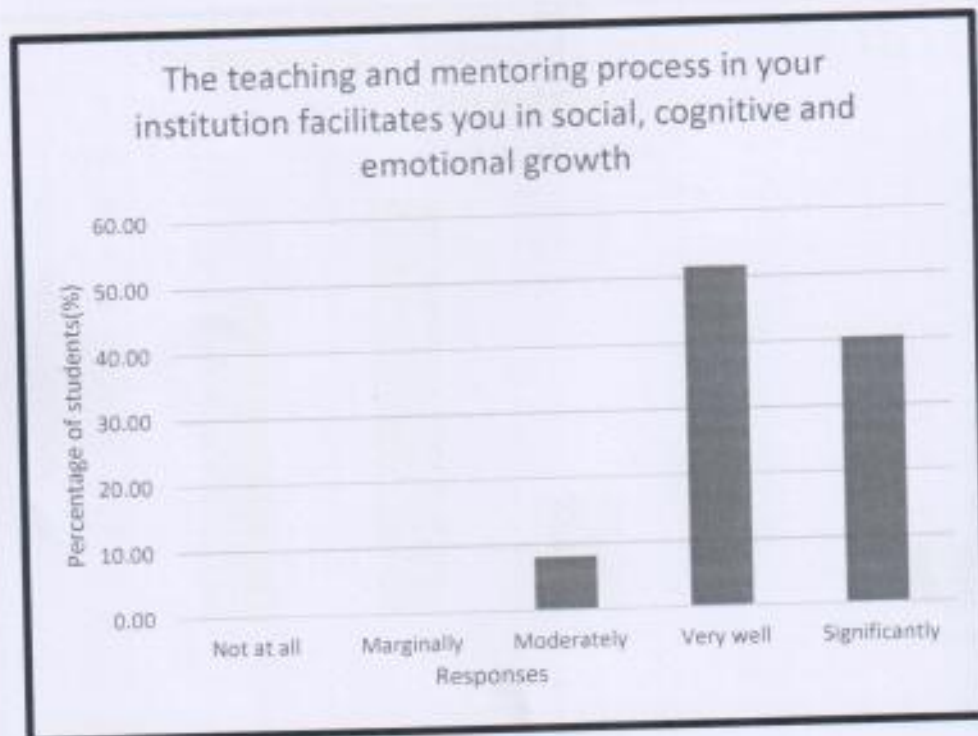
**Majority of the students reported that their performance in assignment was always discussed**

7. The institute takes active interest in promoting internship, student exchange, field visit opportunities for students.



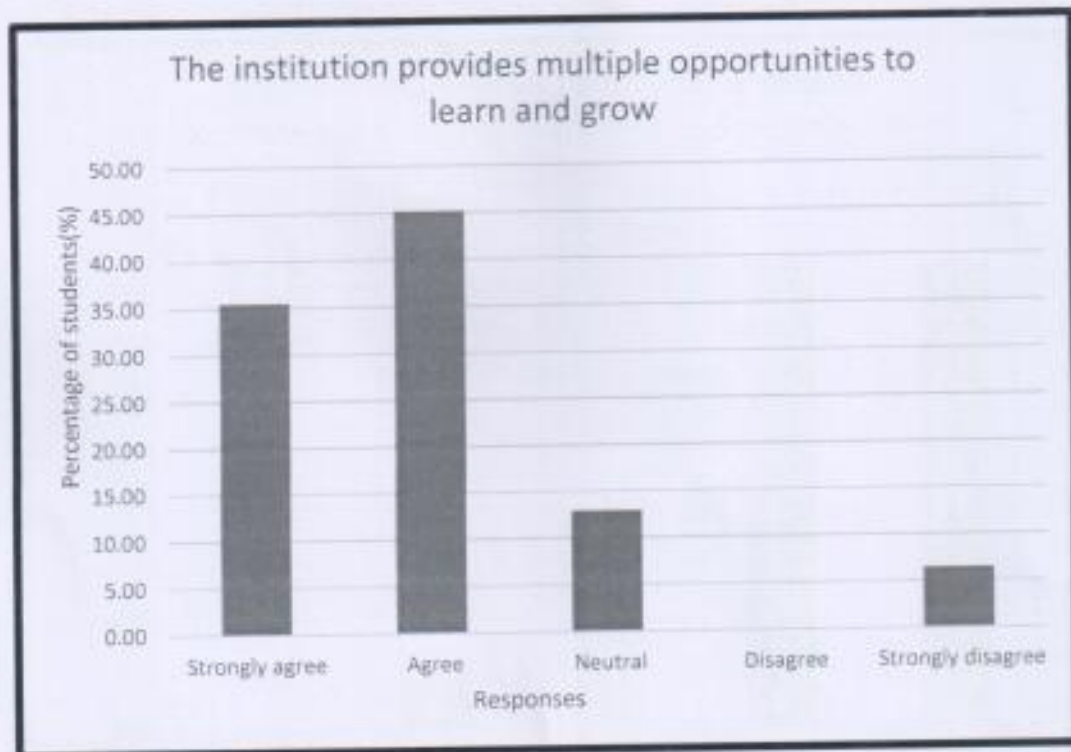
Majority of the students reported that institute regularly takes active interest in promoting internship, student exchange, field visit opportunities for students.

**8. The teaching and mentoring process in your institution facilitates you in social, cognitive and emotional growth**



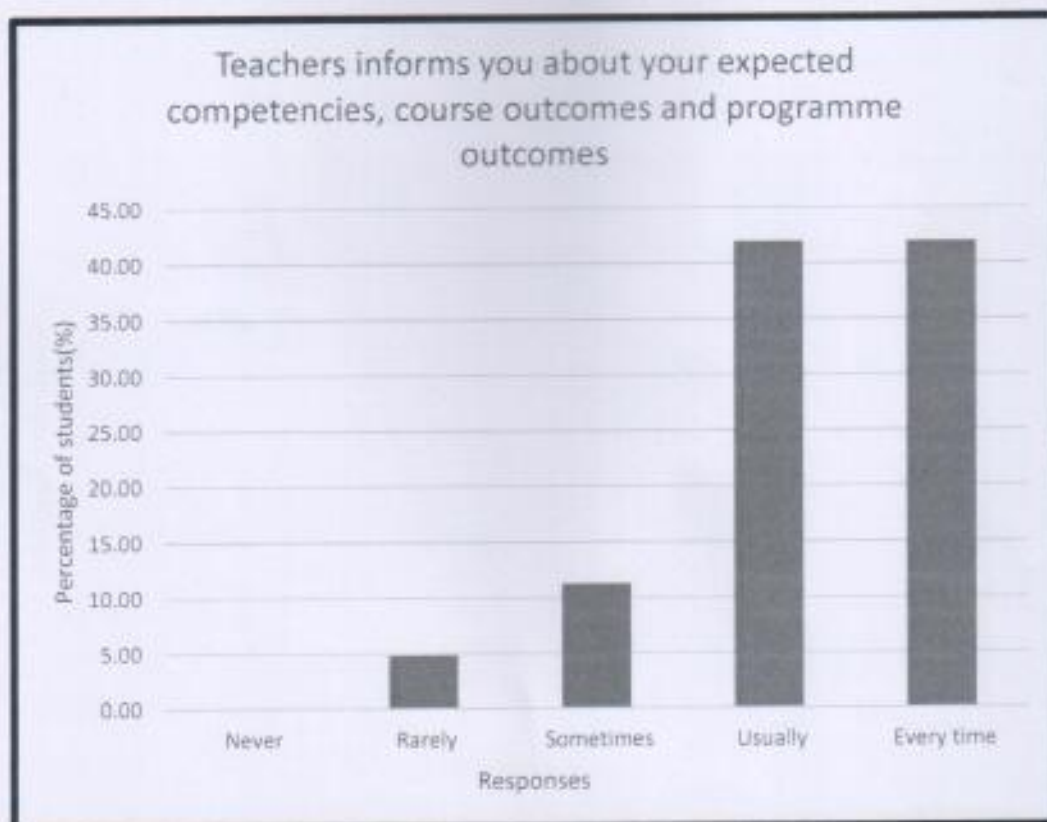
**Majority of the students reported that the teaching and mentoring process in the institution significantly facilitates them in social, cognitive and emotional growth**

**9. The institution provides multiple opportunities to learn and grow**



**Majority of the students strongly agree that the institution provides multiple opportunities to learn and grow**

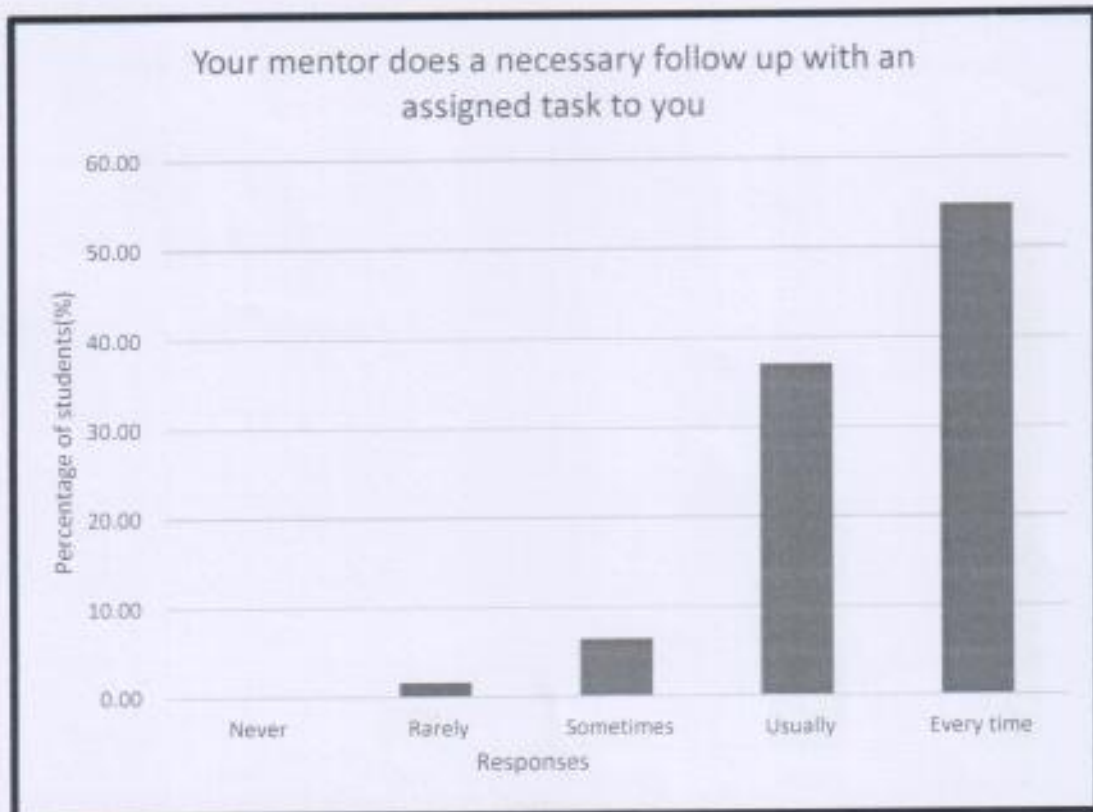
**10. Teachers informs you about your expected competencies, course outcomes and programme outcomes**



**Majority of the students reported the teachers always inform them about their expected competencies, course outcomes and programme outcomes**

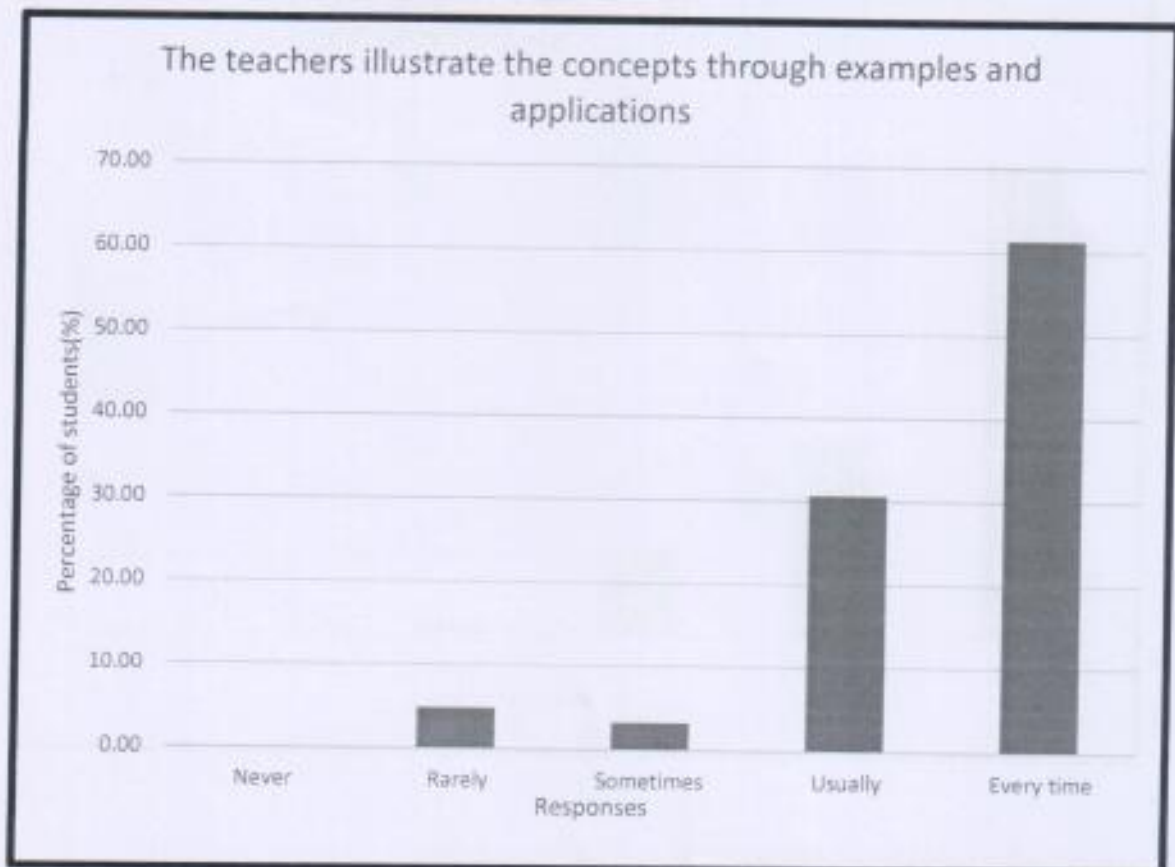


**11. Your mentor does a necessary follow up with an assigned task to you**



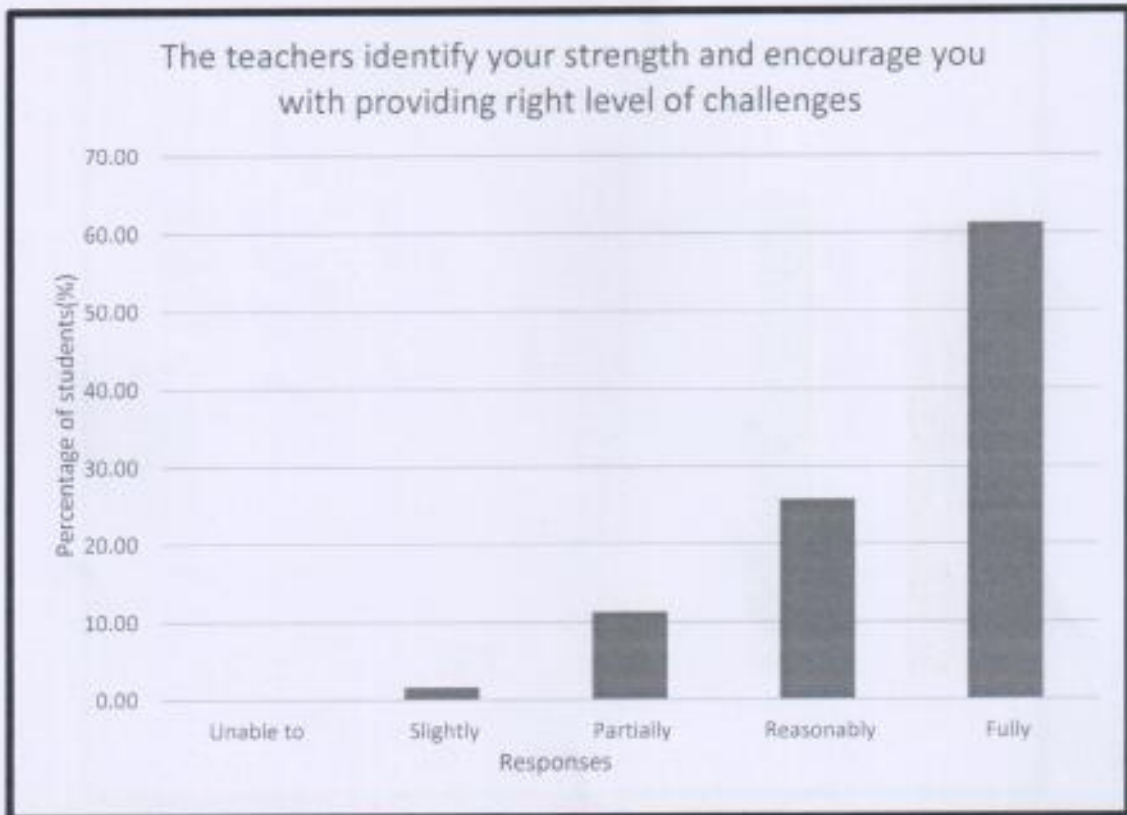
**Majority of the students reported that their mentors always did a necessary follow up with the assigned task**

**12. The teachers illustrate the concepts through examples and applications**



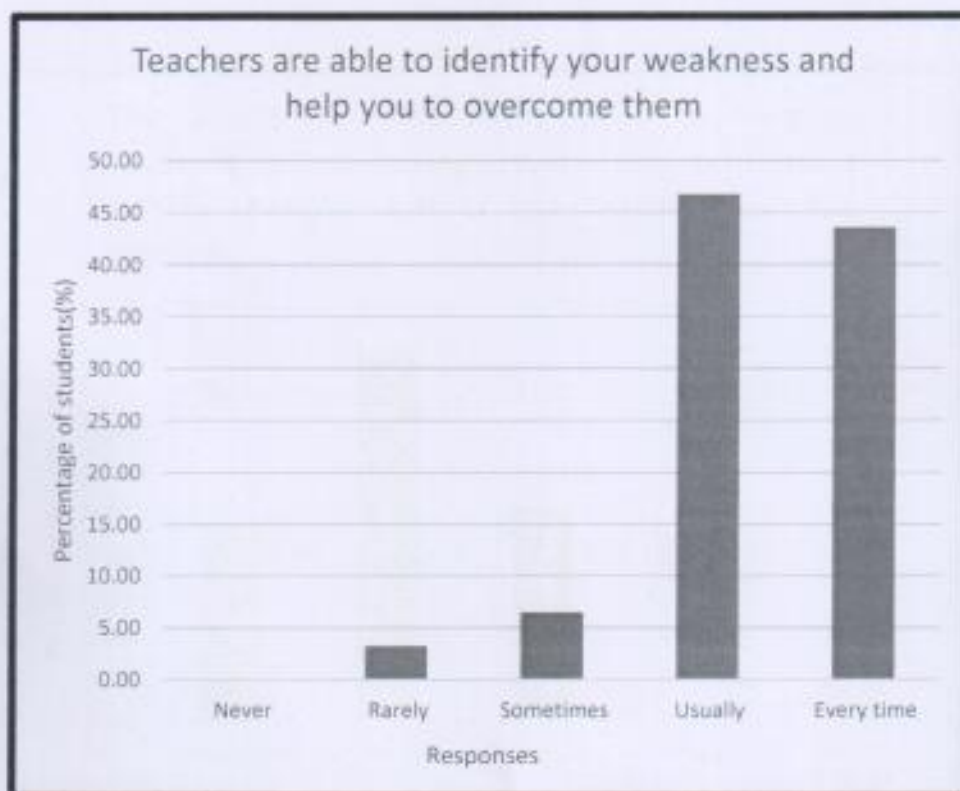
**Majority of the students reported that the teachers always illustrated their concepts through examples and applications**

**13. The teachers identify your strength and encourage you with providing right level of challenges**



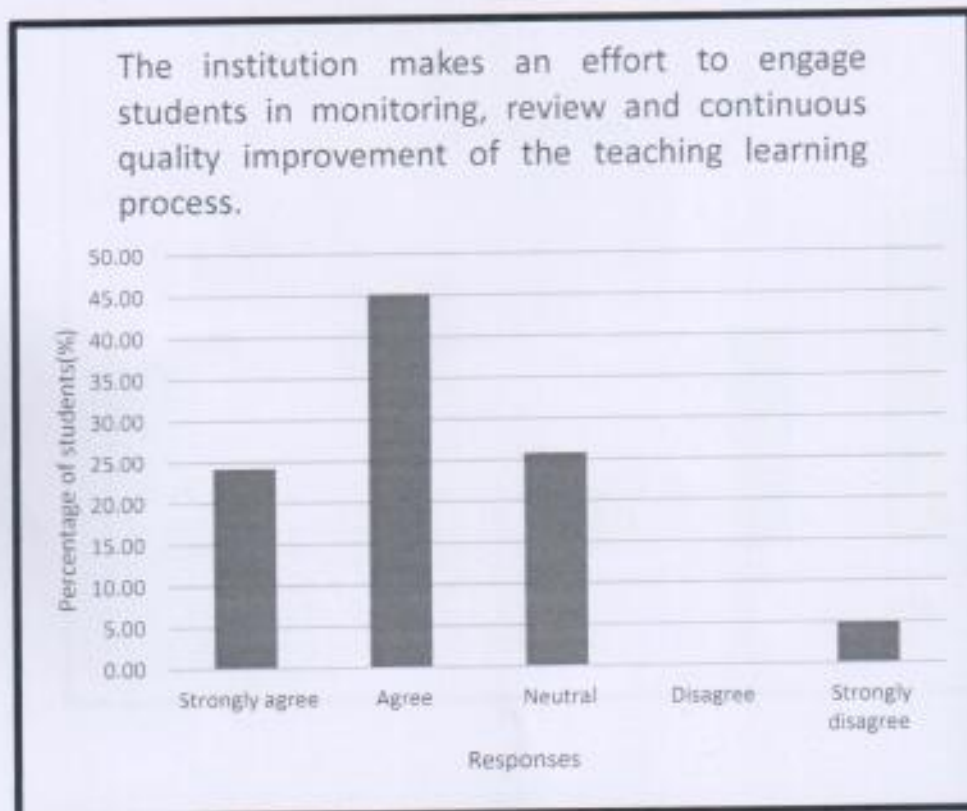
**Majority of the students informed that the teachers fully identified their strengths and encouraged them with providing right level of challenges.**

**14. Teachers are able to identify your weakness and help you to overcome them**



**Majority of the students reported that teachers were always able to identify their weakness and helped them to overcome them**

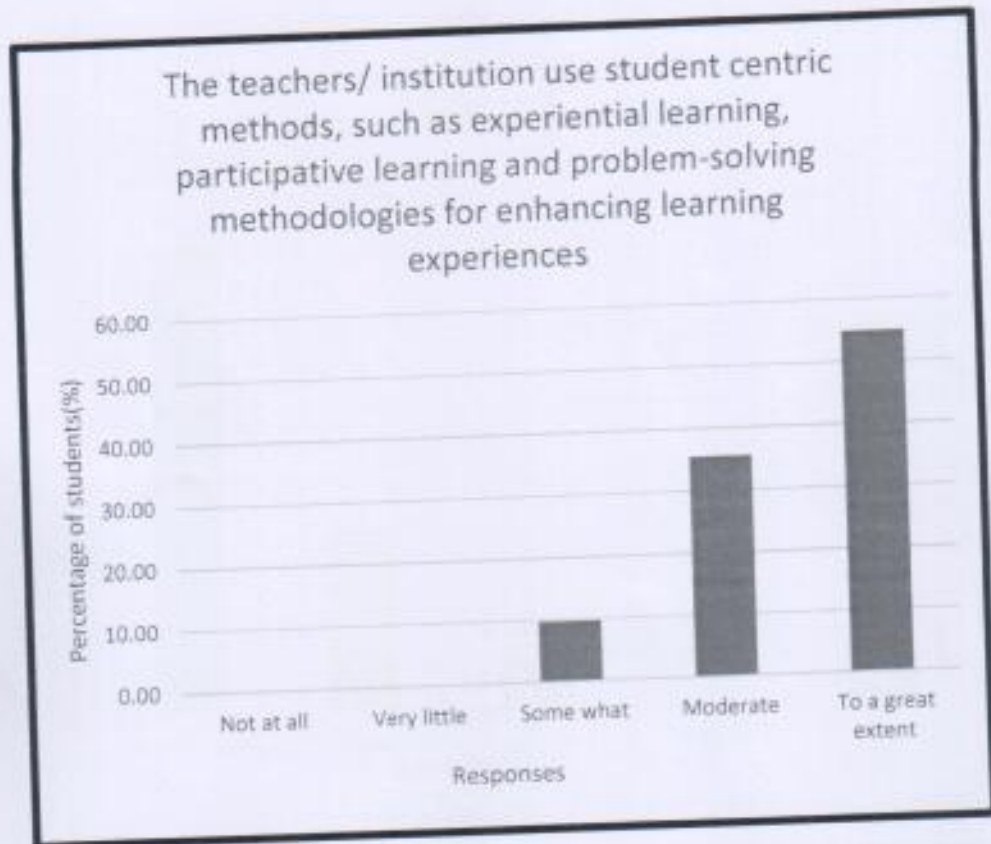
**15. The institution makes an effort to engage students in monitoring, review and continuous quality improvement of the teaching learning process.**



**Majority of the students agreed that the institution makes an effort to engage students in monitoring, review and continuous quality improvement of the teaching learning process.**

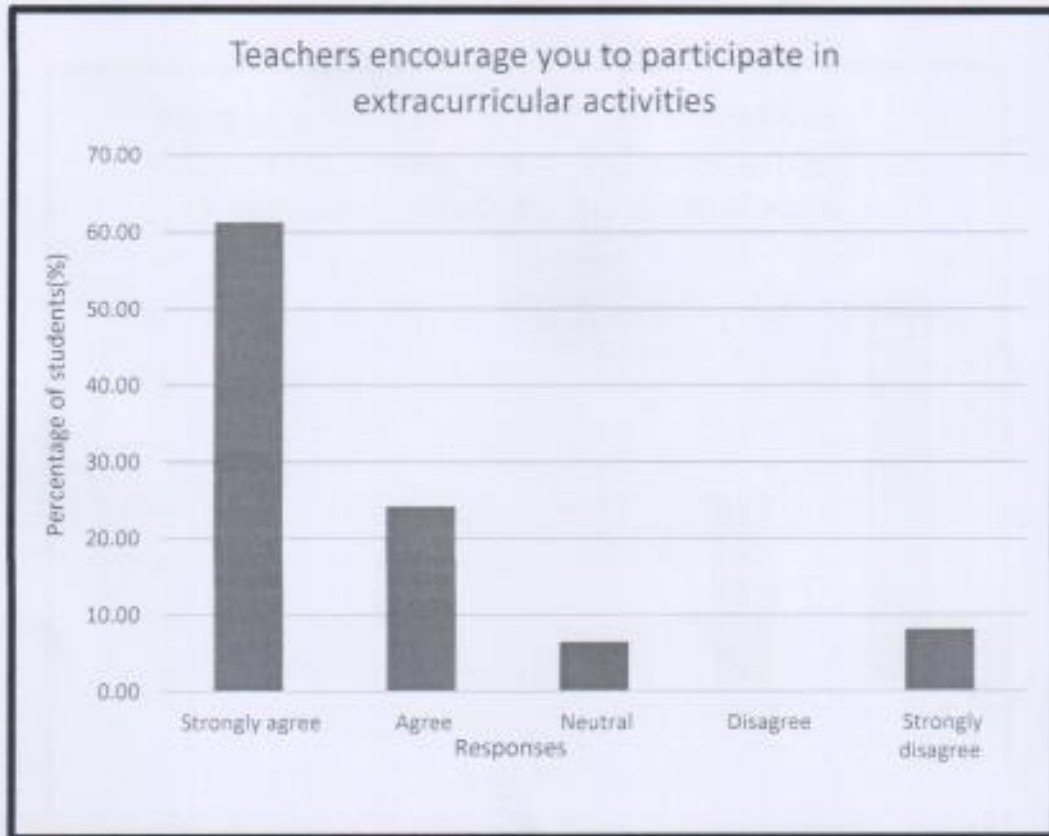


16. The teachers/ institution use *student centric methods, such as experiential learning, participative learning and problem-solving methodologies for enhancing learning experiences*



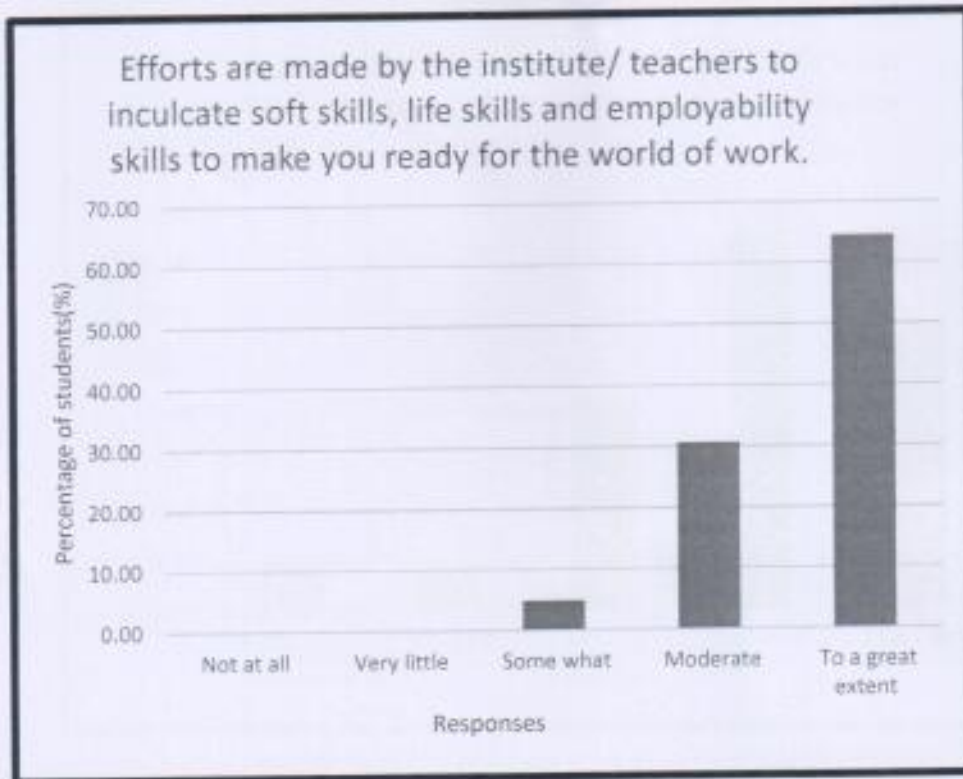
**Majority of the students reported that teachers/ institution uses student centric methods, such as experiential learning, participative learning and problem-solving methodologies for enhancing learning experiences to a great extent**

**17. Teachers encourage you to participate in extracurricular activities**



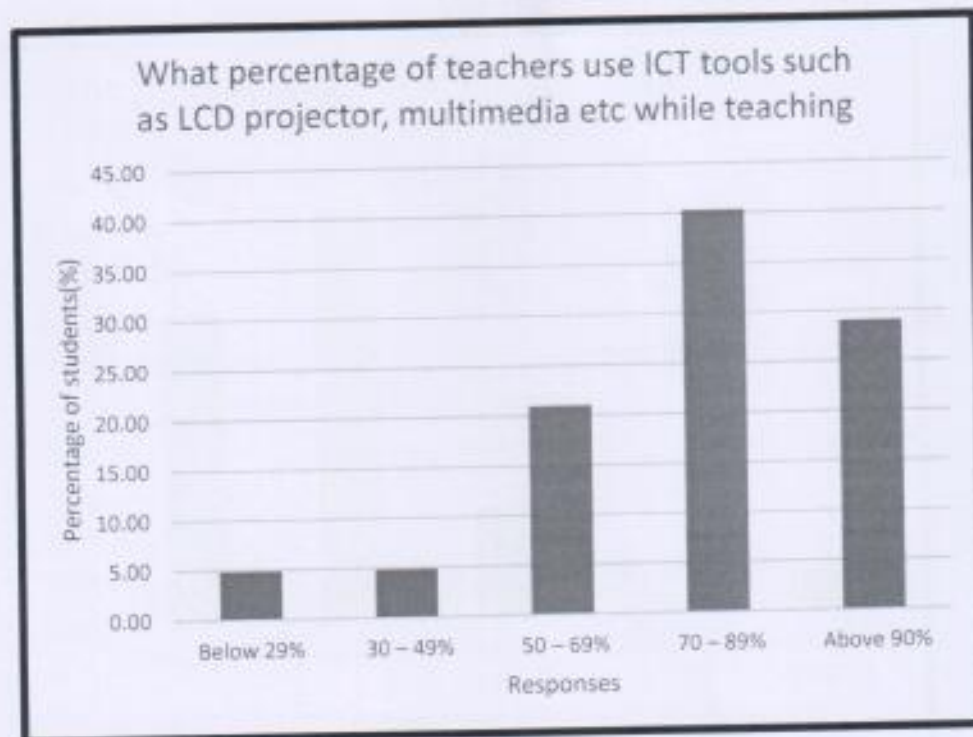
**Majority of the students strongly agreed that the teachers encouraged them to participate in extracurricular activities.**

**18. Efforts are made by the institute/ teachers to inculcate soft skills, life skills and employability skills to make you ready for the world of work.**



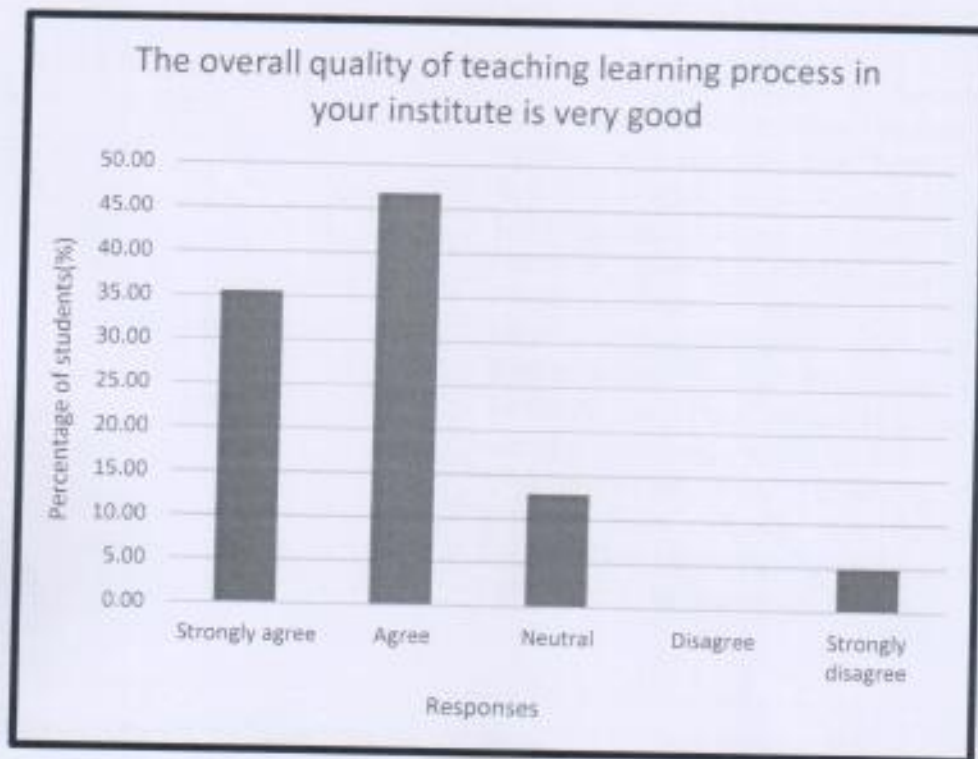
**Majority of the students believed that Efforts are made by the institute/ teachers to inculcate soft skills, life skills and employability skills to make them ready for the world of work to a great extent.**

19. What percentage of teachers use ICT tools such as LCD projector, multimedia etc. while teaching?



It was reported that about **70-89%** of teachers use ICT tools while teaching

20. The overall quality of teaching learning process in your institute is very good



Majority of students agreed that overall quality of teaching learning process in your institute is very good



**OBSERVATIONS/ SUGGESTIONS OF STUDENTS REGARDING TEACHING –  
LEARNING**

OBSERVATIONS/SUGGESTIONS	ACTION TAKEN
<p>1. More books and journals to be added in the library.</p>	<p>1. To widen the scope of knowledge and information dissemination among students, various new Journals like Journal of Home Science, Journal of Education Research and Development, Journal of Food Science and Nutrition, Journal of Physiology Nutrition and Physical Education, Journal of Childhood and Development Disorders and International Research in Special Education worth Rs 24,999/- have been added to those existing already. New books worth Rs 98039/- have also been purchased in the subject of Chemistry, Physics, Food Science, Art, Dance, Music, Fashion Designing, Physical Education, Career Counselling, Research and Education.</p>
<p>2. Library should be open 24x7 hours and digital access to the books should be provided.</p>	<p>2. To increase access to the reading material and to provide reading facility to the students on anytime anywhere basis, two new e-book readers worth Rs 25,000/- have been added to the existing one.</p>
<p>3. Laboratories of Clothing and Textile Department should be updated with latest equipments.</p>	<p>3. Laboratories have been updated in sync with academic requirements of students. Garment construction laboratory in Clothing and Textiles department has been updated with four new Dummies and Mannequins worth Rs 20,000/- and four new ironing tables worth Rs 10,000 /-. Sewing machines covers worth Rs 26,656 have been purchased and an expenditure of Rs 25,000/- has been incurred for servicing of sewing machines in Clothing and Textile laboratory.</p>
<p>4. Furniture in classroom and laboratories should be improved.</p>	<p>4. To give access to improved furniture, tables and chairs in Guidance and Counselling laboratory,</p>

	<p>conference room and conference table in Human Development Department have been repaired. New Zebra Blinds Worth Rs 1,13,671 have been installed in the first and second floor of reception area and visiting room to provide better ambience.</p>
<p>5. More use of ICT in teaching should be encouraged.</p>	<p>5. To encourage the use of ICT in teaching, faculty created e-content like video/ demonstration lectures, PPTs, Assignments, Quizzes for improved student learning and hosted it on college website, YouTube channel, Google Classroom. College also adopted blended mode of teaching (Both online and offline) to encourage the use of ICT in teaching</p>
<p>6. Nutrient enriched food should be included in the food menu given to hostel students.</p>	<p>6. More variety of meals has been added to give balanced diet to hostel students. Hostel kitchen has been renovated recently with modular kitchen facilities to provide hygiene and tasty meals to the students.</p>
<p>7. More cleanliness and hygiene should be maintained in canteen and washrooms.</p>	<p>7. Initiatives for college cleanliness have been taken one week prior to the beginning of the session in August 2021. Cleanliness drive with Gandhi Chhadi –Innovation for Waste Collector and Segregation of Bio-degradable and Degradable Waste Management was organised from Dec 20-26, 2021. Largest Plantation Drive-Green and Swacch Bharat was conducted on January 14, 2022. The college also organised Swachta Pakhwada during the month of Feb, 2022.</p>
<p>8. More Placement and internship opportunities should be provided to the students by the college</p>	<p>8. Regular offline and online placement drives are conducted every year for students. MOUs have been signed with reputed industrial organizations to strengthen industrial academia relations and to help students to get better internships and placement opportunities. Students are motivated to undertake their own startups and sell their handmade products, thereby, encouraging them to earn while they learn</p>



<p>Classes should be provided for slow learner and learner students</p>	<p>9. Extra classes and tutorials have been provided to weak students as well as to advanced learners. Peer learning and mentoring classes have been conducted regularly to enhance cognitive &amp; social abilities amongst students so as to prepare them for various competitive examinations and higher studies.</p>
<p>10. Internet speed should be increased. Hostel should be made internet enabled.</p>	<p>10. Internet connectivity has been extended to the B.Sc and M.Sc hostel common room. College is connected to internet with Leased line BSNL fiber Optic (1:1) at speed of 100 Mbps. Internet speed has been increased from 16 Mbps to 100 Mbps with effect from March 24,2021.</p>
<p>11. Talks from resource persons on relevant issues should be organized.</p>	<p>11. Capacity building workshops/demonstrations are organized from time to time by different resource persons from various specialized fields</p>
<p>12. More Research facilities should be made available to the students.</p>	<p>12. Multimedia research block has been constructed for providing better research facilities.</p>
<p>13. More number of Add-on courses should be started</p>	<p>13</p> <ul style="list-style-type: none"> <li>• College is making collaborations with <b>Nandi Foundation- unit of Tech Mahindra</b> to start <b>30 hours' employability skill training programme</b> on soft skills and personality development for better employment opportunities for students. This will be held from September 4,2022 to September 24,2022</li> <li>• Another initiative in this series is to collaborate with <b>Singer India Ltd.</b> to begin 30 hours course on <b>Needle craft techniques</b> for students of Clothing and Textiles department. The course will be held from November 17,2022 to November 24,2022.</li> </ul>

  
Principal  
Government Home Science College  
Sector-10, Chandigarh

## **Annexure**

### **National Assessment and Accreditation Council (NAAC) Student Satisfaction Survey Key Indicator - 2.7.1 Under Criterion II of Teaching – Learning and Evaluation**

#### **Guidelines for Students**

NAAC (National Assessment and accreditation council) is conducting a Student Satisfaction Survey regarding Teaching – Learning and Evaluation, which will help to upgrade the quality in higher education. A student will have to respond to all the questions given in the following format with her/his sincere effort and thought. Her/his identity will not be revealed.

A) Please confirm this is the first and only time you answer this survey.  
a) Yes b) No

B) Age:

C) College Name:

D) Gender: a) Female b) Male c) Transgender

E) What degree program are you pursuing now?  
a) Bachelor's b) Master's c) MPhil  
d) Doctorate e) Other ( )

F) What subject area are you currently pursuing?  
a) Arts b) Commerce c) Science  
d) Professional e) Other: ( )

#### **Instructions to fill the questionnaire**

- All questions should be compulsorily attempted.
- Each question has five responses, choose the most appropriate one.
- The response to the qualitative question no. 21 is student's opportunity to give suggestions or improvements; she/he can also mention weaknesses of the institute here. (Kindly restrict your response to teaching learning process only)

#### **Criterion II – Teaching–Learning and Evaluation Student Satisfaction Survey on Teaching Learning Process**

**Following are questions for online student satisfaction survey regarding teaching learning process.**

1. How much of the syllabus was covered in the class?

4 – 85 to 100%

3 – 70 to 84%

How well did the teachers prepare for the classes?

- 4- Thoroughly
- 3- Satisfactorily
- 2- Poorly
- 1- Indifferently
- 0- Won't teach at all

3. How well were the teachers able to communicate?

- 4- Always effective
- 3- Sometimes effective
- 2- Just satisfactorily
- 1- Generally ineffective
- 0- Very poor communication

4. The teacher's approach to teaching can best be described as

- 4- Excellent
- 3- Very good
- 2- Good
- 1- Fair
- 0- Poor

5. Fairness of the internal evaluation process by the teachers.

- 4- Always fair
- 3- Usually fair
- 2- Sometimes unfair
- 1- Usually unfair
- 0- Unfair

6. Was your performance in assignments discussed with you?

- 4- Every time
- 3- Usually
- 2- Occasionally/Sometimes
- 1- Rarely
- 0- Never

7. The institute takes active interest in promoting internship, student exchange, field visit opportunities for students.

- 4- Regularly
- 3- Often
- 2- Sometimes
- 1- Rarely
- 0- Never



8. The teaching and mentoring process in your institution facilitates you in cognitive, social and emotional growth.

- 4 – Significantly
- 3 – Very well
- 2 – Moderately
- 1 – Marginally
- 0 – Not at all

9. The institution provides multiple opportunities to learn and grow.

- 4 – Strongly agree
- 3 – Agree
- 2 – Neutral
- 1 – Disagree
- 0 – Strongly disagree

10. Teachers inform you about your expected competencies, course outcomes and programme outcomes.

- 4 – Every time
- 3 – Usually
- 2 – Occasionally/Sometimes
- 1 – Rarely
- 0 – Never

11. Your mentor does a necessary follow-up with an assigned task to you.

- 4 – Every time
- 3 – Usually
- 2 – Occasionally/Sometimes
- 1 – Rarely
- 0 – I don't have a mentor

12. The teachers illustrate the concepts through examples and applications.

- 4 – Every time
- 3 – Usually
- 2 – Occasionally/Sometimes
- 1 – Rarely
- 0 – Never

13. The teachers identify your strengths and encourage you with providing right level of challenges.

- 4 – Fully
- 3 – Reasonably
- 2 – Partially
- 1 – Slightly
- 0 – Unable to

14. Teachers are able to identify your weaknesses and help you to overcome them.

- 4 – Every time
- 3 – Usually
- 2 – Occasionally/Sometimes
- 1 – Rarely
- 0 – Never

15. The institution makes effort to engage students in the monitoring, review and continuous quality improvement of the teaching learning process.

- 4 – Strongly agree
- 3 – Agree
- 2 – Neutral
- 1 – Disagree
- 0 – Strongly disagree

16. The institute/ teachers use student centric methods, such as experiential learning, participative learning and problem solving methodologies for enhancing learning experiences.

- 4 – To a great extent
- 3 – Moderate
- 2 – Some what
- 1 – Very little
- 0 – Not at all

17. Teachers encourage you to participate in extracurricular activities.

- 4 – Strongly agree
- 3 – Agree
- 2 – Neutral
- 1 – Disagree
- 0 – Strongly disagree

18. Efforts are made by the institute/ teachers to inculcate soft skills, life skills and employability skills to make you ready for the world of work.

- 4 – To a great extent
- 3 – Moderate
- 2 – Some what
- 1 – Very little
- 0 – Not at all

19. What percentage of teachers use ICT tools such as LCD projector, Multimedia, etc. while teaching.

- 4 – Above 90%
- 3 – 70 – 89%
- 2 – 50 – 69%
- 1 – 30 – 49%
- 0 – Below 29%

20. The overall quality of teaching-learning process in your institute is very good.

- 4 – Strongly agree
- 3 – Agree
- 2 – Neutral
- 1 – Disagree
- 0 – Strongly disagree

21. Give three observations / suggestions to improve the overall teaching – learning experience in your institution.

- a)
- b)
- c)

  
Principal  
Government Home Science College  
Sector-10, Chandigarh